

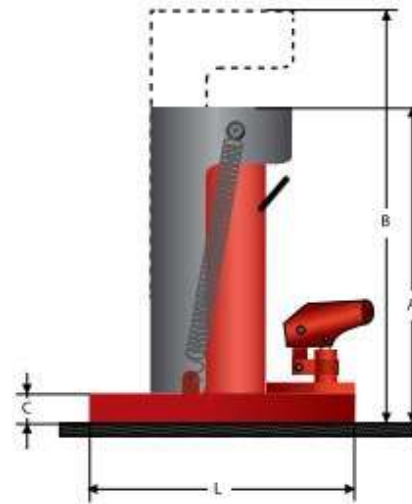
LTJ - SERIES TOE JACK

TOE CAPACITY: 25-2.5 TON

LIFTON

Hydraulic Power Systems

TM



Heavy duty construction.

ideal for limited space lifting jobs.

Built-in pump design.

Models are available with different capacities.

Widely used for heavy machineries shifting, positioning & leveling jobs.



Figure shows the Head and the Toe loading points.



Keep the stroke max.50mm when lifting an object on the toe.



Keep the Jack even at all times on level ground while loading.

Model	Cylinder Capacity (Tons)		Stroke (mm)		Retracted Height (mm)	Extended Height (mm)	Base Dimension (mm)	Base Thickness	Weight (kg)
	Toe	Head	Toe	Head	A	B	W x L	C	
LTJ-52.5	2.5	5	50 (Step by Step)	120	237	363	170 x 230	19	11
LTJ-105	5	10		150	295	445	185 x 280	25	23
LTJ-2010	10	20		160	330	480	245 x 290	34	37
LTJ-3015	15	30		345	495	530	260 x 300	35	48
LTJ-5025	25	50		150	380	530	285 x 360	40	70

CAPACITY: -3060 TON




Single and double acting models.

Control switches on the punch head for easy operation.

Throat depth upto 110mm.

Suitable for I-beams, H-beams, channels & angles.

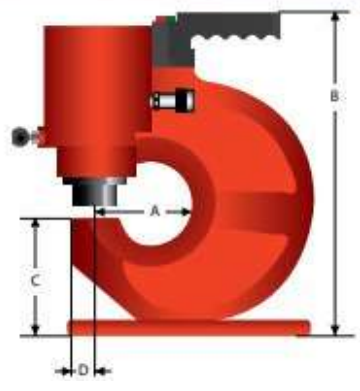
Portable and much faster when compared to magnetic drills.



For single acting models air operated foot pump or mini electric pump is recommended



For double acting models, electric pumps with solenoid valves are recommended



Model	Cylinder Capacity(Tons)	Max: Punching Thickness (mm)	Max: Punching Diameter (mm)	Die Sizes (mm)	Max. Center Depth (mm) A	B (mm)	C (mm)	D (mm)	Weight (Kg)
LTPH 2010	30	10	20.5	10.5, 13.5, 17.5, 20.5	70	372	90	23	13
LTPH 2416-07	47	16	24	18, 20, 22, 24	70	330	95	26	21
LTPH 2416-11					110				
LTPH 2420	60	20	24	18, 20, 22, 24	110	378	126	27.5	34
LTPH 3027	100	27	30	24,26,28,30	150	500	210	35	160

* Machine for higher plate thickness available on request.

LNS - SERIES


NUT SPLITTER

MAX WORKING PRESSURE: 700 BAR

Angular head design provides easy access to confined spaces.

Design to easily split corroded nuts by cold cutting method.

Manufactured from high quality steel.



Model	Hex Size (mm)	Thread Size (mm)	Oil Capacity (cc)	A (mm)	B (mm)	C (mm)	D (mm)	E (mm)	F (mm)	Wt. (Approx.) Kg
LNS1019	10-19	M6-M12	18	40	52	8	20	130	30	1
LNS1924	19-24	M12-M16	23	54	67	12	24	163	41	2
LNS2432	24-32	M16-M22	65	64	79	13	30	187	52	3
LNS3241	32-41	M22-M27	87	78	94	20	37	219	69	4.5
LNS4150	41-50	M27-M33	159	95	113	21	45	265	78	9.6
LNS5060	50-60	M33-M39	246	106	128	25	54	297	91	13
LNS6075	60-75	M39-M48	498	156	185	27	75	357	110	34

LNH - SERIES

NUT SPLITTER

MAX WORKING PRESSURE: 700 BAR

Heavy duty design.

Straight head design to access bigger size nuts.

Design to easily split corroded nuts by cold cutting method.

Manufactured from high quality steel.



Model	Hex Size (mm)	Thread Size (mm)	Oil Capacity (cc)	A (mm)	B (mm)	C (mm)	D (mm)	E (mm)	F (mm)	Wt. (Approx.) Kg
LNH7080	70-80	M45-M52	378	132	182	29	82	414	187	37
LNH7085	70-85	M45-M56	378	145	182	31	82	424	197	38
LNH7095	70-95	M45-M64	378	160	182	33	82	434	202	39
LNH70105	70-105	M45-M72	378	174	182	36	82	444	210	40
LNH110115	110-115	M76-M80	820	189	235	37	112	474	235	70
LNH110130	110-130	M76-M90	820	219	235	41	112	495	243	72

MAX CAPACITY: 30 TONS



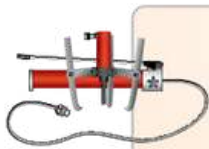
Quick centering and positioning, easy to operate by one person.

The °360 rotate handle design allows users to operate in any direction.

There are 4 - 50T capacity to choose. Safety valve inside to prevent the puller from overloading and prolong the service life.

3 arms are shared, which is the most effective and cost-effective.

Model	Cylinder (Ton) (Capacity(Tons))	Cylinder stroke (mm)	Max.Reach (mm)	Max.Spread (mm)	Weight (Kg)
LBPk-4	4	60	185	225	4.5
LBPk-6	6	70	220	330	5.5
LBPk-8	8	85	230	350	6.5
LBPk-12	12	85	270	375	8
LBPk-24	20	110	360	520	22
LBPk-30	30	111	395	550	32
LBPk-50	50	111	460	615	45



All models are supplied with suitable hand pumps and hose assembly with standard male coupler.

MAX WORKING PRESSURE: 700 BAR



Heavy duty design

Supplied as complete kit comprises cylinder, hand pump and hose.

Combination of 2-3 arms.

Suitable to remove bearings, gears, pulley etc.

Easy to handle and reduce maintenance time.

Model	Capacity (Ton)	Cylinder stroke	Hand Pump Model	Hose/Gauge/ Gauge Adapter	Max.Reach (mm)	Max.Spread (mm)	Accessories	Weight (Kg)
LPk-10	10	42	LHP210	HS2/ PG64/ GA7001ML	252	249	Grip Puller,Cross Bearing Puller,Bearing Cup Puller,Internal Puller,Wooden Box	37
LPk-20	20	50	LHP210		300	499		90
LPk-30	30	63	LHP210		387	800		172
LPk-50	50	75	LHP210		700	1100		298

LTPK - SERIES

HYDRAULIC PULLER
KIT

CAPACITY: 10 - 50 TONS

Heavy duty design.

Supplied as complete kit comprises
Lifton cylinder, hand pump and hose.

Combination of 2-3 arms.

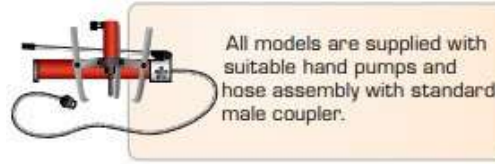
Suitable to remove bearings, gears,
pulley etc.

Easy to handle and reduce
maintenance time.

Powered pumps available.



2-arm combination



Model	Cylinder Capacity(Tons)	Cylinder stroke mm	Max.Reach mm	Max.Spread mm	Hand Pump Model	Weight (Kg)
LTPK-10	10	150	180	240	LHP-28	13.5
LTPK-20	20		280	400	LHP-28	36.8
LTPK-30	30			420	LHP-223	46.7
LTPK-50	50		360	520	LHP-223	85.3

LPJ - SERIES

HYDRAULIC PULLER
CYLINDER

CAPACITY: 24 - 96 TON

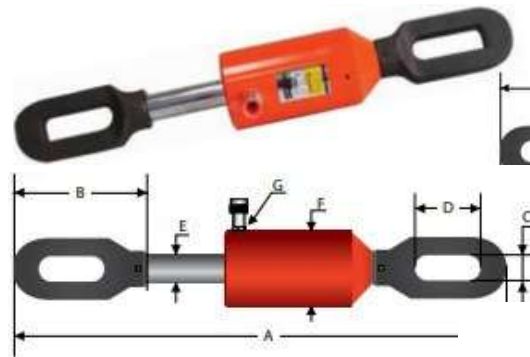
Heavy duty steel construction.

Single acting spring return.

Fitted with eye bolts on both ends for pulling
applications.

Hard chrome plated bore and rod.

Supplied with standard 3/8" NPT coupler.



Model	Cylinder Capacity (Tons)	Stroke (mm)	Effective Area (cm ²)	Oil Capacity (cc)	A (mm)	B (mm)	C (mm)	D (mm)	E (mm)	F (mm)	G (mm)	Weight (kg)
LPJ1015	10	150	17.6	230	763	171	30	115	40	80	3/8" NPT	10.5
LPJ2015	20		28.3	498	807	215	35	120	45	108		13.5
LPJ3015	30		43	660	849	226	44	110	54	158		24
LPJ50150	50		70.88	1070	897	248	50	150				34

Used for pipeline commissioning, maintenance, testing etc.

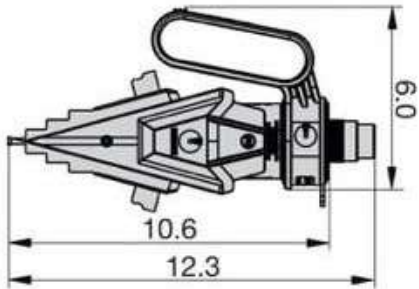
Single acting spring return.

Supplied with standard 3/8" NPT coupler.

Available in Standard & Twin kit.



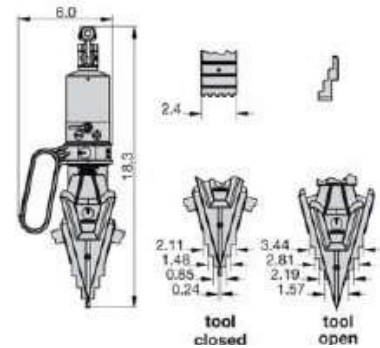
LHFS-614



Safety wedges are available with standard and Twin kits.

Model	Cylinder Capacity (Tons)	Max. Spread (mm)	Tip Clearance (mm)	Jaw Width (mm)	Suitable Pump	Weight (Kg)
LHFS-614	14	61	6	65	LHP 28	14
LHFS-624	24	103.5	6	65	LHP 28	15

LBFS - SERIES
HYDRAULIC BUILT IN
PUMP FLANGE SPREADER



Model	Cylinder Capacity (Tons)	Max. Spread (mm)	Tip Clearance (mm)	Jaw Width (mm)	Suitable Pump	Weight (Kg)
LBFS-624	24	103.5	6	60	Built-in Pump	15

FSSK - SERIES
HYDRAULIC FLANGE
SPREDAER STANDARD KIT



Metal Carry Box are available for 14Ton Standard Kit as optional.

Model	Spreader	Pump	Hoses	Gauge	Gauge Block	Step Block	Safety Block	Weight (Kg)
FSSK-614	LHFS614 X1	LHP17 X 1	HS2X1	PG64	GA7001K	ST614 X 1	SB614 X 1	17
FSSK-624	LHFS624 X1	LHP28 X 1	HS2 X1	PG64	GA7001K	ST624 X 1	SB624 X 1	20

FSTK - SERIES
HYDRAULIC FLANGE
SPREADER TWIN KIT



Metal Carry Box are available for 14Ton Twin Kit as optional.

Model	Spreader	Pump	Hoses	Manifold	Gauge	Gauge Block	Step Block	Safety Block	Weight (Kg)
FSTK-614	LHFS614 X2	LHP28 X 1	HSC2 X2	MF2-NV	PG64	GA7001K	ST614 X 1	SB614X2	24
FSTK-624	LHFS624 X2	LHP225 X 1	HSC2 X2	MF2-NV	PG64	GA7001K	ST624 X 1	SB614 X2	40

